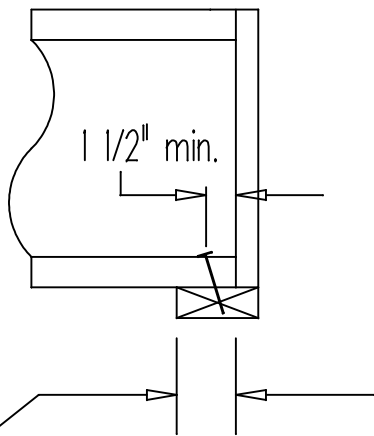


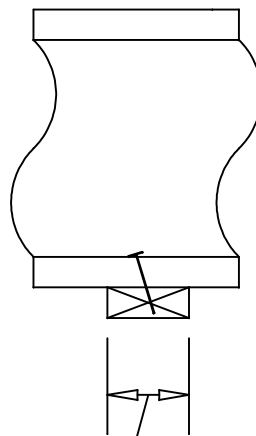


ATTACHMENT AT BEARING

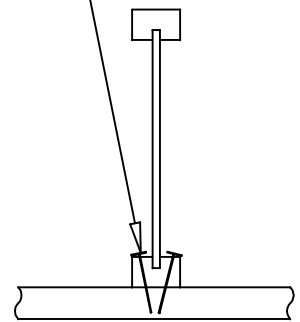
One 10d box or sinker nail
each side at bearing, typical
for all wood bearings.



1 3/4" minimum end bearing
length for all floor & roof details.
Longer bearing lengths may be
indicated on the placement plan.



3 1/2" minimum interior bearing
length for all floor & roof details.
Longer bearing lengths may be
indicated on the placement plan.



To minimize splitting of flange and bearing plate,
angle nails and start at least 1 1/2" from end.